

DOUXO<sup>®</sup> Care

# Auricular Lotion

The  
**DOUXO<sup>®</sup>**  
family is  
expanding



- ✓ Cleans and soothes without being greasy
- ✓ Pleasant to use
- ✓ For regular cleaning of the ear, skin folds, and around the eyes



FOR CATS  
AND DOGS

DOUXO<sup>®</sup> ● ● ● ●



# DOUXO® Care Auricular Lotion

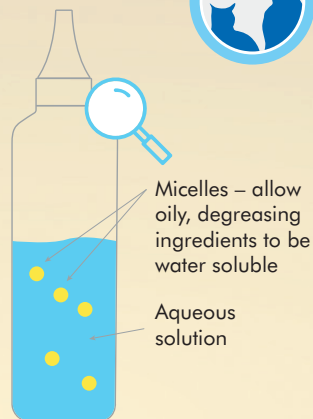


- A gentle, non oily ear cleaner that effectively removes excess ear wax and debris from the ear canal and skin, for both **DOGS AND CATS**
- Contains phytosphingosine which supports the skin's natural barrier and Rhamnosoft (polidocanol) for a soothing effect
- **FREE** from paraben and ethylic alcohol
- Green tea fragrance



## Uses:

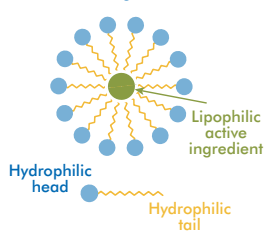
- For routine ear cleaning and removal of ear wax in dogs and cats
- It can be used as a regular ear cleaner or prior to ear treatments, in order to help clear the canal of debris
- Also adapted for routine cleaning of skin folds
- Use as necessary
- Not recommended to use in the ear canal if there is a suspicion of tympanic membrane rupture



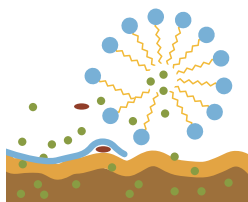
## Micellar Formulation:

- Its unique micellar formulation, allows a degreasing action while avoiding the oily texture that you can get with some other ear cleaners
- The micellar structure carries oily, degreasing ingredients in spheres that can be dissolved in an aqueous liquid

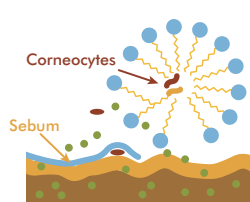
### 1 Water and hydrophilic active ingredients



### 2



### 3



- 1 A micelle is a round structure with a lipid centre surrounded by a surfactant with a hydrophobic tail and hydrophilic head, making it water soluble.
- 2 When on the skin, the micelles break up, releasing the active ingredients to act on the skin.
- 3 The broken up micelles reduce the surface tension of the wax and greasy debris on the skin and in the ear canal containing them within newly formed micelles. This traps the greasy debris inside the sphere giving the solution a watery feel as it is wiped off.

# How to clean the ears

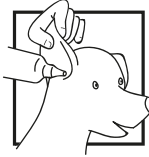
## A guide for pet owners



- Hold up the ear flap gently to expose the opening to the ear canal.



Black/brown wax in ear



- Fill the ear canal with the Auricular lotion.\* Try not to touch the skin with the tip of the bottle. Before releasing the pressure on the bottle lift it to an upright position and move it away from the dog/cat's ear to avoid the sucking noise from the bottle in the dog or cat's ear.



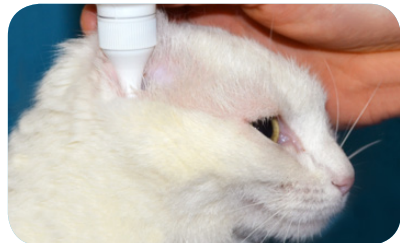
- Gently massage the base of the ear. You should hear a squelchy noise.



- Let your pet shake their head. This will help debris to come out. Use a towel or similar to contain the splatter. Do this away from any stainable furnishings.



- Wipe away the excess lotion and debris with some cotton wool and dispose of it afterwards. **Do not use cotton buds!**



\*Do not apply into the ear canal if there is a suspicion of a ruptured ear drum

# DOUXO<sup>®</sup>S<sup>3</sup>



DOUXO<sup>®</sup> S3 is a complete skincare range with formulations to suit every skin type.

Can be used alongside DOUXO<sup>®</sup> Auricular Lotion

